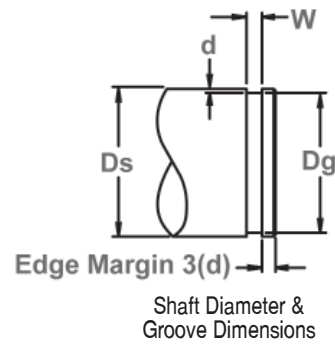
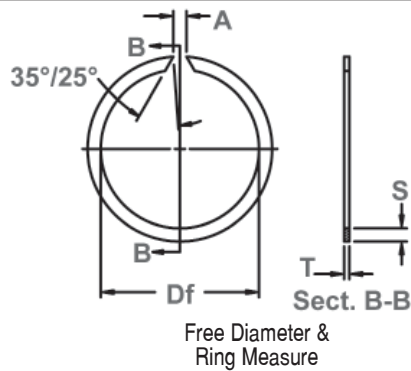


Snap Ring, External, Inch

Once installed in the groove of a shaft, the portion of the ring protruding from the groove holds an assembly in place.

USC Constant Section



Material: SAE 1060-1075

RING SIZE	SHAFT DIAMETER			GROOVE SIZE			RING DIMENSIONS					ALLOWABLE STATIC THRUST LOAD (Lbs.)			
				DIAMETER		WIDTH	DEPTH	FREE DIAMETER		THICKNESS	SECTION		FREE GAP A		
	Ds DEC	Ds FRACT.	Ds mm	Dg	TOL.	W	d	Df	TOL.	T +/- .002	S		TOL.	Min	Max
USC-31	.312	5/16	7.92	.290			.011	.281		.025	.040		.031	.156	180
USC-34	.344	11/32	8.74	.322			.011	.312	+ .000	.025	.040		.031	.156	190
USC-35	.354	-	8.99	.330		.028	.012	.320	- .015	.025	.040		.031	.156	210
USC-37	.375	3/8	9.53	.351		+ .003	.012	.341		.025	.040		.031	.156	230
USC-39	.393	-	10.31	.369		- .000	.012	.359		.025	.040		.031	.156	260
USC-40	.406	13/32	11.13	.382			.012	.372	+ .000	.025	.040		.031	.156	280
USC-43	.438	7/16	11.91	.412			.013	.402	- .020	.025	.040		.031	.156	300
USC-46	.469	15/32	12.70	.443	+/- .002		.013	.433		.025	.040		.031	.156	320
USC-50	.500	1/2	14.00	.474			.013	.464		.035	.048		.062	.218	460
USC-55	.551	-	14.27	.524		.039	.013	.514		.035	.048		.062	.218	480
USC-56	.562	9/16	15.09	.534		+ .003	.014	.524		.035	.048		.062	.218	490
USC-59	.594	19/32	15.88	.566		- .000	.014	.555	+ .000	.035	.048		.062	.218	510
USC-62	.625	5/8	17.00	.597			.014	.586	- .025	.035	.062	+/- .003	.062	.218	520
USC-66	.669	-	17.00	.640			.015	.630		.035	.062		.062	.218	570
USC-68	.688	11/16	48.00	.656			.016	.644		.042	.062		.062	.218	700
USC-75	.750	3/4	19.05	.716			.017	.703		.042	.062		.062	.218	820
USC-78	.781	25/32	19.84	.745			.018	.733		.042	.062		.062	.218	950
USC-81	.812	13/16	20.62	.776		.046	.018	.764		.042	.062		.062	.218	1010
USC-87	.875	7/8	22.23	.835		+ .003	.020	.820		.042	.078		.093	.250	1100
USC-93	.938	15/16	23.83	.896		- .000	.021	.881		.042	.078		.093	.250	1130
USC-98	.984	63/64	25.00	.940			.022	.925		.042	.078		.093	.250	1170
USC-100	1.000	1	25.40	.956	+/- .003		.022	.941		.042	.093		.156	.312	1200
USC-102	1.023	-	25.98	.977			.023	.962	+ .000	.042	.093		.156	.312	1300
USC-106	1.062	1-1/16	26.97	1.016			.023	1.000	- .031	.050	.093		.156	.312	1600
USC-112	1.125	1-1/8	28.58	1.075			.025	1.060		.050	.093		.156	.312	1880
USC-118	1.188	1-3/16	30.18	1.136			.026	1.121		.050	.093		.156	.312	1990
USC-125	1.250	1-1/4	31.75	1.194		+ .004	.028	1.179		.050	.093		.156	.312	2090
USC-131	1.312	1-5/16	33.32	1.25		- .000	.031	1.232		.050	.093		.156	.312	2100
USC-137	1.375	1-3/8	34.93	1.309	+/- .004		.033	1.291		.050	.109		.156	.312	2300
USC-143	1.438	1-7/16	36.53	1.370			.034	1.351		.050	.109		.156	.312	2460
USC-150	1.500	1-1/2	38.10	1.430			.035	1.408		.050	.109		.156	.312	2500

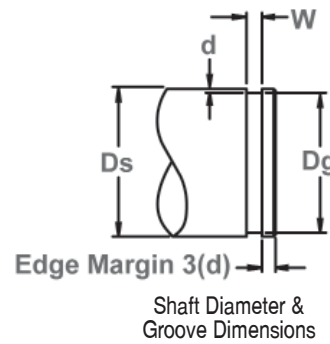
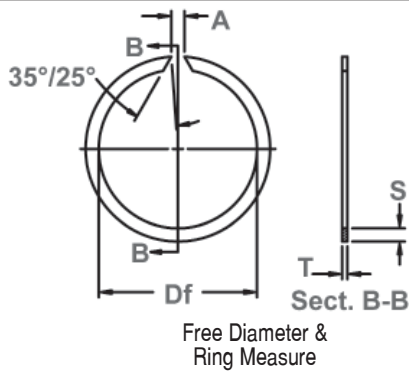
Hardness: All ring sizes - HRC 42-53

For alternate cutoff styles, contact Rotor Clip Technical Sales at 1-800-557-6867 (E-mail: tech@rotorclip.com)



For the most up-to-date specifications, online ordering, quotations & sample orders, visit www.rotorclip.com

Once installed in the groove of a shaft, the portion of the ring protruding from the groove holds an assembly in place.

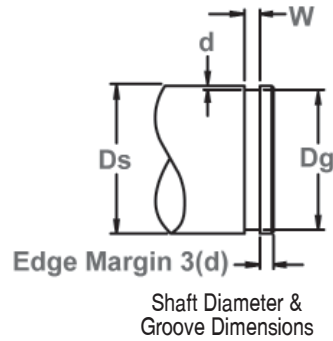
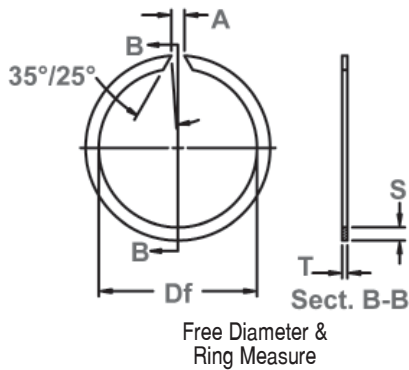


Material: SAE 1060-1075

RING SIZE	SHAFT DIAMETER			GROOVE SIZE			RING DIMENSIONS					ALLOWABLE STATIC THRUST LOAD (Lbs.)			
				DIAMETER		WIDTH	DEPTH	FREE DIAMETER		THICKNESS				SECTION	FREE GAP A
	Ds DEC	Ds FRACT.	Ds mm	Dg	TOL.	W	d	Df	TOL.	T +/- .002	S +/- .005	TOL.	Min	Max	
USC-156	1.562	1-9/16	39.67	1.490			.036	1.467		.062	.125		.156	.375	3060
USC-162	1.625	1-5/8	41.28	1.551			.037	1.527		.062	.125		.156	.375	3190
USC-168	1.688	1-11/16	42.90	1.611			.038	1.581		.062	.125		.156	.375	3370
USC-175	1.750	1-3/4	44.40	1.670			.04	1.640		.062	.125		.156	.375	3510
USC-177	1.772	-	45.00	1.687			.042	1.657		.062	.141		.156	.375	3550
USC-181	1.812	1-13/16	46.00	1.728			.042	1.698		.062	.141		.156	.375	3640
USC-187	1.875	1-7/8	47.60	1.789			.043	1.759		.062	.156		.156	.375	3760
USC-196	1.969	1-31/32	50.00	1.879			.045	1.849		.062	.156		.156	.375	3940
USC-200	2.000	2	50.80	1.910			.045	1.880		.062	.156		.156	.375	4010
USC-206	2.062	2-1/16	52.40	1.966			.048	1.936	+ .000	.078	.156		.156	.375	5350
USC-212	2.125	2-1/8	54.00	2.027			.049	1.997	- .046	.078	.156		.156	.375	5470
USC-215	2.156	2-5/32	54.80	2.056			.050	2.026		.078	.156		.156	.375	5680
USC-225	2.250	2-1/4	57.10	2.146			.052	2.116		.078	.156		.156	.375	5790
USC-231	2.312	2-5/16	58.70	2.204			.054	2.174		.078	.187		.156	.375	6300
USC-237	2.375	2-3/8	60.30	2.265			.055	2.235		.078	.187	+/- .005	.156	.375	6400
USC-243	2.438	2-7/16	61.90	2.325			.056	2.295		.078	.187		.156	.375	6500
USC-250	2.500	2-1/2	63.50	2.386			.057	2.356		.078	.187		.156	.375	6600
USC-255	2.559	-	65.00	2.443			.058	2.413		.078	.187		.156	.375	6700
USC-262	2.625	2-5/8	66.70	2.505			.060	2.475		.078	.187		.156	.375	6800
USC-268	2.688	2-11/16	68.30	2.565			.061	2.535		.078	.187		.156	.375	6900
USC-275	2.750	2-3/4	69.80	2.624			.063	2.594		.093	.187		.187	.437	8460
USC-287	2.875	2-7/8	73.00	2.743			.066	2.713		.093	.187		.187	.437	8840
USC-293	2.938	2-15/16	74.60	2.801			.068	2.771		.093	.187		.187	.437	9030
USC-300	3.000	3	76.20	2.860			.070	2.830		.093	.218		.187	.437	9230
USC-306	3.062	3-1/16	77.80	2.920			.071	2.890	+ .000	.093	.218		.187	.437	9420
USC-312	3.125	3-1/8	79.40	2.981			.072	2.951	- .062	.093	.218		.187	.437	9630
USC-315	3.156	3-5/32	80.20	3.010			.073	2.980		.093	.218		.187	.437	9800
USC-325	3.250	3-1/4	82.50	3.100			.075	3.070		.093	.250		.187	.437	10000
USC-334	3.346	3-11/32	85.00	3.190			.077	3.160		.093	.250		.187	.437	10290
USC-343	3.438	3-7/16	87.3	3.281			.078	3.251		.093	.250		.187	.437	10570

Hardness: All ring sizes - HRC 42-53

For alternate cutoff styles, contact Rotor Clip Technical Sales at +1.732.469.7333 (E-mail: tech@rotorclip.com)



Material: SAE 1060-1075

RING SIZE	SHAFT DIAMETER			GROOVE SIZE			RING DIMENSIONS					FREE GAP A		ALLOWABLE STATIC THRUST LOAD (Lbs.)	
				DIAMETER		WIDTH	DEPTH	FREE DIAMETER		THICKNESS					SECTION
	Ds DEC	Ds FRACT.	Ds mm	Dg	TOL.	W	d	Df	TOL.	T +/- .002	S +/- .005	TOL.	Min		Max
USC-350	3.500	3-1/2	88.9	3.340			.080	3.305		.109	.250		.250	.562	11970
USC-354	3.543	-	90.0	3.381			.081	3.346		.109	.250		.250	.562	12120
USC-362	3.625	3-5/8	92.1	3.458			.083	3.423	+ .000	.109	.250		.250	.562	12300
USC-368	3.688	3-11/16	93.7	3.517			.085	3.482	- .078	.109	.250		.250	.562	12600
USC-375	3.750	3-3/4	95.2	3.576			.087	3.541		.109	.250		.250	.562	12800
USC-387	3.875	3-7/8	98.4	3.697		.120	.089	3.657		.109	.281		.250	.562	13200
USC-393	3.938	3-15/16	100.0	3.758		+ .005	.090	3.713		.109	.281		.250	.562	13470
USC-400	4.000	4	101.6	3.816		- .000	.092	3.771		.109	.281		.250	.656	13650
USC-425	4.250	4-1/4	108.0	4.066	+/- .006		.092	4.016		.109	.281		.250	.656	15000
USC-437	4.375	4-3/8	111.1	4.191			.092	4.141	+ .000	.109	.281		.250	.656	15500
USC-450	4.500	4 1/2	114.3	4.310			.095	4.255	- .093	.109	.312		.250	.656	16200
USC-475	4.750	4-3/4	120.6	4.550			.100	4.495		.109	.312		.250	.656	16480
USC-500	5.000	5	127.0	4.790			.105	4.730		.109	.312		.250	.656	17110
USC-525	5.250	5-1/4	133.3	5.030			.110	4.970		.125	.375	+/- .005	.250	.750	20590
USC-550	5.500	5-1/2	139.7	5.266		.139	.117	5.206		.125	.375		.250	.750	21790
USC-575	5.750	5-3/4	146.0	5.506		+ .006	.122	5.446		.125	.375		.250	.750	23010
USC-590	5.900	-	149.9	5.656		- .000	.122	5.600	+ .000	.125	.375		.250	.750	23625
USC-600	6.000	6	152.4	5.746			.127	5.687	- .125	.125	.375		.250	.750	24000
USC-625	6.250	6-1/4	158.7	5.986			.132	5.916		.156	.437		.250	.750	30310
USC-650	6.500	6-1/2	165.1	6.226		.174	.137	6.151		.156	.437		.250	.750	33760
USC-675	6.750	6-3/4	171.4	6.466		+ .008	.142	6.386		.156	.437		.250	.750	36840
USC-700	7.000	7	177.8	6.706		- .000	.147	6.621		.156	.437		.250	.750	39920
USC-725	7.250	7-1/4	184.2	6.930			.160	6.840		.187	.500		.250	.875	43100
USC-750	7.500	7-1/2	190.5	7.180	+/- .008		.160	7.090		.187	.500		.250	.875	44500
USC-800	8.000	8	203.2	7.660		.209	.170	7.560		.187	.500		.250	.875	45500
USC-850	8.500	8-1/2	215.9	8.160		+ .008	.170	8.050	+ .000	.187	.500		.250	.875	46700
USC-900	9.000	9	228.6	8.660		- .000	.170	8.545	- .156	.187	.500		.250	.875	49900
USC-925	9.250	9-1/4	234.9	8.910			.170	8.800		.187	.500		.250	.875	51000
USC-950	9.500	9-1/2	241.3	9.160			.170	9.040		.187	.500		.250	.875	52590
USC-1000	10.000	10	254.0	9.660			.170	9.535		.187	.500		.250	.875	55600

Hardness: All ring sizes - HRC 42-53